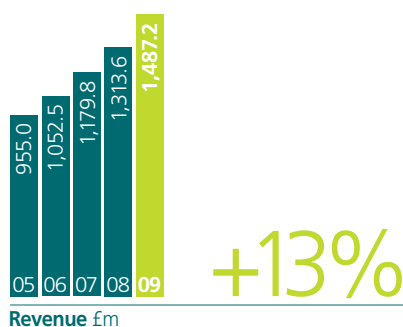
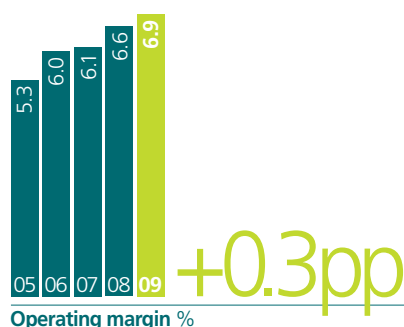


Financial Highlights

Our vision is to be the world's best infrastructure consultancy.



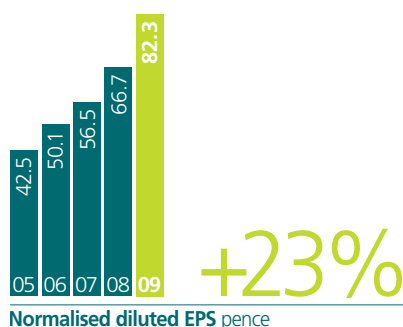
Revenue £m



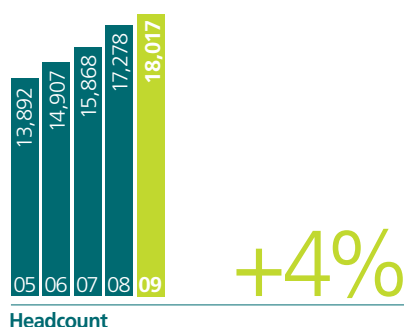
Operating margin %



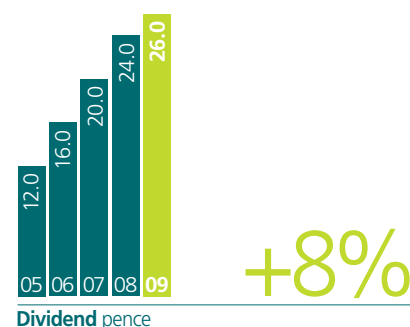
Normalised profit before taxation £m



Normalised diluted EPS pence



Headcount



Dividend pence

Notes

1. Revenue excludes the Group's share of revenue from Joint Ventures.
2. Operating margin and normalised profit before taxation are before exceptional items and any profits or losses from disposals. This is considered to be more representative of underlying trading.
3. Normalised diluted earnings per share (EPS) is based on normalised profit after tax and allows for the dilutive effect of share options.
4. Headcount is shown on a full-time equivalent basis at the year-end, including agency staff.
5. Dividend relating to the year, comprising the interim dividend paid in the year and the proposed final dividend.
6. 2006/07 and 2007/08 figures are for continuing operations only.